

28.5" width + bleed



Straight Hopup Accessory Kit 04: 4x3 Hopup w/Endcaps

Total Graphic Area: 146.5"w X 93.5"h

Total Visual Area: 142.5"w X 89.5"h
(Front Visual Area: 118.5"w X 89.5"h)
(Endcap Visual Area: 12"w X 89.5"h)

Please be sure to include the 2" bleed around the perimeter (note trim & stitch locations on template). DO NOT design any critical elements (text, logos, etc.) within 2" of the edge.

Use separate pages for counter graphics. This panel only represents placement to show the obstructed area.

General Art Guidelines:

– CMYK Color Mode
– All Solid Coated Pantone colors should be called out in the art as spot colors
– Embed all images and support files
– Resolution must be 100-120 ppi
– All fonts must be created to outlines
– Do not scale artboard
– Background color/images must bleed to the edge of artboard
– Do not use spot colors from template in your artwork as they will not print

ENDCAPS

REPRESENTS
OBSTRUCTION ONLY

Use separate page
for counter graphics.
This panel only
represents placement
to show the
obstructed area.

REPRESENTS
OBSTRUCTION ONLY

Use separate page
for counter graphics.
This panel only
represents placement
to show the
obstructed area.

Straight Hopup Accessory Kit 04: 4x3 Hopup w/Endcaps

Total Graphic Area: 146.5”w X 93.5”h

Total Visual Area: 142.5”w X 89.5”h
(Front Visual Area: 118.5”w X 89.5”h)
(Endcap Visual Area: 12”w X 89.5”h)

Please be sure to include the 2” bleed around the perimeter (note trim & stitch locations on template). DO NOT design any critical elements (text, logos, etc.) within 2” of the edge.

Use separate pages for counter graphics. This panel only represents placement to show the obstructed area.

General Art Guidelines:

– CMYK Color Mode

– All Solid Coated Pantone colors should be called out in the art as spot colors

– Embed all images and support files

– Resolution must be 100-120 ppi

– All fonts must be created to outlines

– Do not scale artboard

– Background color/images must bleed to the edge of artboard

– Do not use spot colors from template in your artwork as they will not print

ENDCAPS

90° bend

stitch line

bleed area
trim line
velcro placement
stitch line

Straight HopUp:
Accessory Counter

Total Graphic Area: 32.5"w X 39.25"h
Total Visual Area: 28.5"w x 35.25"h

Please be sure to include the 2" bleed around the perimeter (note trim & bleed locations on the template). DO NOT design any critical elements (text, logos, etc.) within 2" of the edge.

General Art Guidelines:

– CMYK Color

– Do not embed images, supply them

– Resolution must be 100-120 ppi

– All fonts must be created to outlines

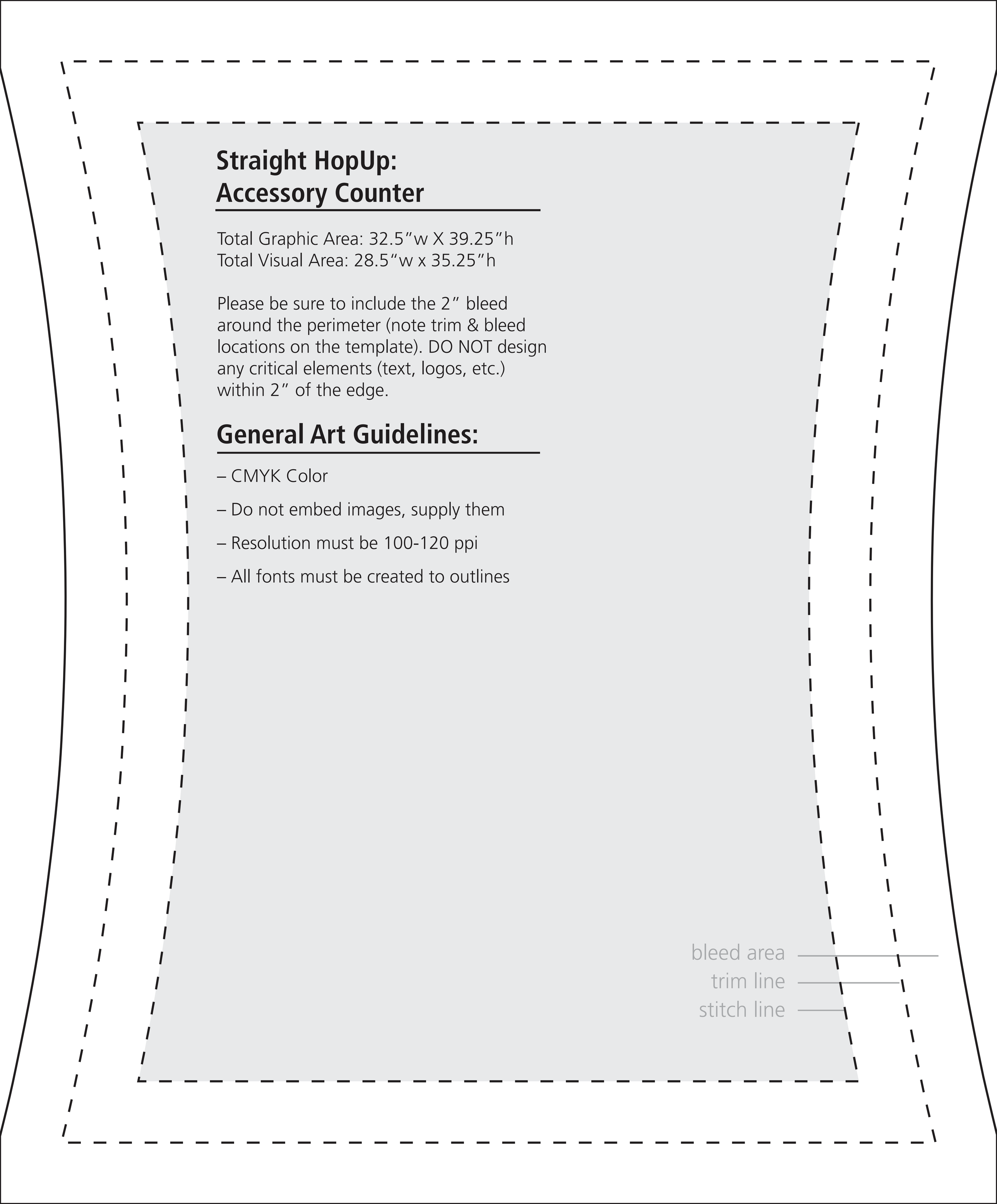

Straight HopUp:
Accessory Counter

Total Graphic Area: 32.5"w X 39.25"h
Total Visual Area: 28.5"w x 35.25"h

Please be sure to include the 2" bleed around the perimeter (note trim & bleed locations on the template). DO NOT design any critical elements (text, logos, etc.) within 2" of the edge.

General Art Guidelines:

– CMYK Color

– Do not embed images, supply them

– Resolution must be 100-120 ppi

– All fonts must be created to outlines

bleed area
trim line
stitch line